




2005

cannondale



PROPHET

Prophet Suspension Set Up



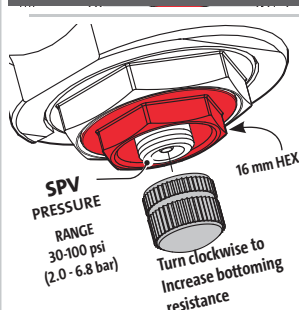
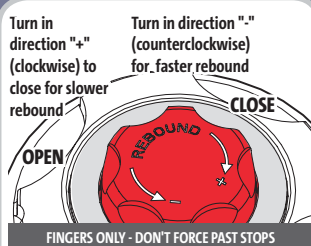
RADIUM R AIR
XC or FR

MAIN
REBOUND

RIDER WEIGHT		RADIUM R			LEFTY 140 TPC or FFD		
		▼ SWINGARM ▼		REBOUND (Blue knob) Clicks out from closed	FORK SIZE	SPRING COLOR	REBOUND (Red knob) Clicks out from closed
		XC (psi)	FR (psi)				
Lbs	Kg	MAIN	MAIN				
120	53	110	100	9	PT	BLUE	9
130	58	115	105	9	SM	BLUE	9
140	63	125	110	9	SM	BLUE	9
150	68	135	120	9	MD	RED	9
160	72	145	130	8	MD	RED	8
170	77	155	140	8	LG	BLACK	8
180	81	165	150	8	LG	BLACK	8
190	86	175	160	8	XL	BLACK	8
200	90	180	165	7	XL	BROWN	7
210	95	185	170	7	XL	BROWN	7
220	100	190	180	6	XL	BROWN	6

LEFTY 140

Cannondale-Specific REBOUND DAMPING (TOP)
SPV COMPRESSION DAMPING (BOTTOM)

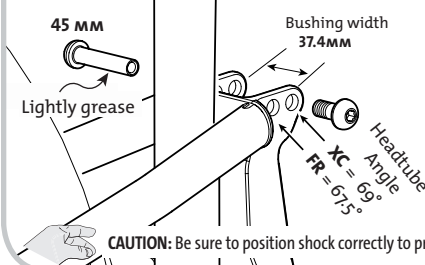


SHOCK BOLTS

All bolts **5MM ALLEN KEY**
Loctite™ 242 (blue)
5.0Nm (44 IN•LBS)

Order shock bolt kit (front/rear)
Cannondale P/N - KF101/

Obtain replacement shock
bushings from shock manufacturer.



Lightly grease

35 MM

Bushing width
27.4MM

45 MM

Lightly grease

Bushing width
37.4MM

Headtube
Angle
XC = 69°
FR = 67.5°

XC - Cross-country feel. Steeper head tube and seat tube angles - quicker turning and better climbing.


FR - Freeride style riding. Slack head tube seat tube angles - more stability- slightly better for attacking bumps.

CAUTION: Be sure to position shock correctly to prevent frame contact throughout full travel.





2005

cannondale



RIDER WEIGHT		SWINGER 3-WAY COIL			LEFTY 140 SPV				
		▼ SWINGARM ▼		REBOUND (Blue knob) Clicks out from closed	FORK SIZE	SPRING COLOR	SPV PRESSURE (psi) (Schrader valve)	REBOUND (Red knob) Clicks out from closed	
		<div><div></div></div> XC/FR <div></div> (psi)							
Lbs	Kg	SPV	MAIN						
120	53	50	300	9	PT	GREEN	40	9	
130	58	50	300	9	SM	GREEN	50	9	
140	63	50	300	9	SM	GREEN	60	9	
150	68	50	450	8	MD	BLUE	50	9	
160	72	60	450	8	MD	BLUE	60	8	
170	77	60	500	8	LG	RED	60	8	
180	81	65	500	8	LG	RED	60	8	
190	86	70	500	7	LG	BLACK	60	8	
200	90	75	550	7	XL	BLACK	70	7	
210	95	75	550	7	XL	BLACK	70	7	
220	100	80	550	6	XL	BLACK	80	6	



RIDER WEIGHT		SWINGER 3-WAY AIR SWINGER 4-WAY AIR						LEFTY 140 SPV			
		▼ SWINGARM ▼				REBOUND (Blue knob) Clicks out from closed					
		XC (psi)		FR (psi)			FORK SIZE	SPRING COLOR CODE	SPV PRESSURE (psi) (Schrader valve)	REBOUND (Red knob) Clicks out from closed	
Lbs	Kg	SPV	MAIN	SPV	MAIN						
120	53	50	95	55	85	9	PT	GREEN	40	9	
130	58	50	105	55	95	9	SM	GREEN	50	9	
140	63	50	115	55	100	9	SM	GREEN	60	9	
150	68	50	120	55	105	9	MD	BLUE	50	9	
160	72	60	130	65	115	8	MD	BLUE	60	8	
170	77	60	135	65	120	8	LG	RED	60	8	
180	81	65	145	70	130	8	LG	RED	60	8	
190	86	70	155	75	140	8	XL	BLACK	60	8	
200	90	75	160	80	145	7	XL	BLACK	70	7	
210	95	75	165	80	150	7	XL	BLACK	70	7	
220	100	80	170	85	155	6	XL	BLACK	80	6	